TORNADO DESIGNATED SHELTER AREAS

HANCOCK COUNTY VO-TECH CENTER

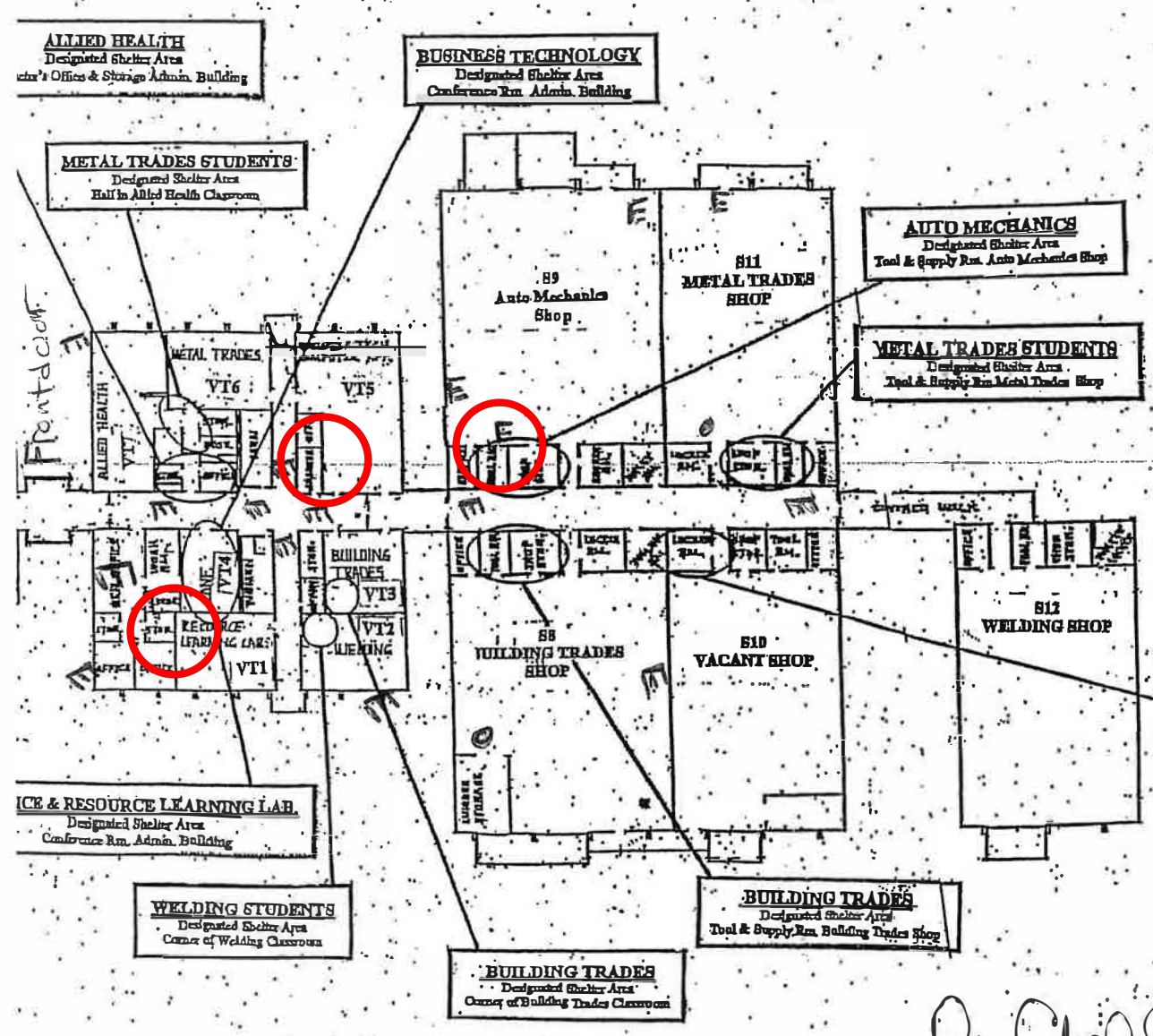

General Information

This school, along with all schools in Hancock County, receives weather warning through a monitor system. We receive these warnings as they are being given by the Emergency Management Agency in Bay St. Louis. A tornado warning will be given on monitor when a tornado has been sighted in this area or indicated by radar. When this condition exists in a school, individuals must move to predesignated areas. The attached sketch shows the predesignated area for each training programs. The circled areas on the sketch indicate the most tornado resistant space within the school plant.

When a tornado is spotted or a warning is received over the monitor, the following Emergency plan will be followed by students and staff of Hancock County Vo-Tech Cent

TORNADO EMERGENCY PROCEDURE

1. School bell will ring a series of *six (6) or more times*.
2. All individuals will quickly and orderly, go directly to area as designated on sketch
3. Individuals should be seated on the floor with their backs to the wall.
4. Everyone will remain quite and in their designated areas until told that all is clear.

CODE "FIRE" Evacuate Building
CODE "WEATHER" Evacuate Room
CODE "LOCKDOWN" Secure Classroom

REVISED AUG. 2005

A *TORNADO WATCH* means that tornado development is possible.

A *TORNADO WARNING* means a tornado has been sighted or indicated by radar

2/11/2020

FIRE EXIT PLAN

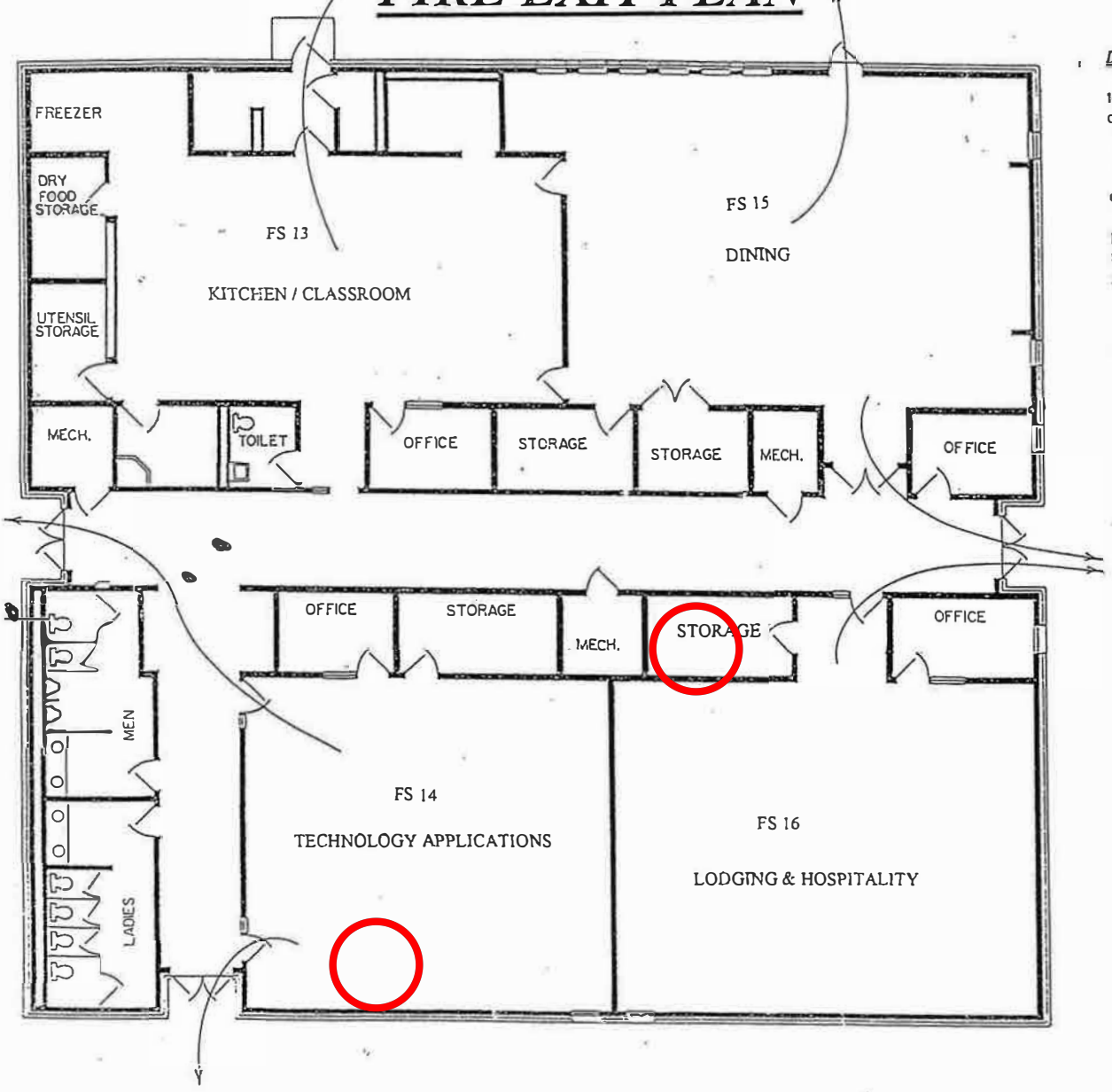

2/11/2020

DRILL / EVACUATIONS

The signal for a fire drill will be one long ring of the bell (at least 30 seconds). The teacher should keep students calm; do not allow them to jump up at the signal and rush out. Remind students of the route they are to take.

The teacher should report any and all students not accounted for *IMMEDIATELY*.

Students are to report to their rooms by the route they left. (*CHECK ATTENDANCE*)

Teachers need to familiarize themselves and their classes with the route of travel for emergency drills(*fire, tornado, ect.*). Drills will be periodically schedule.

In leaving the building, students will walk in an orderly manner, with *NO TALKING*, proceed to their designated areas on campus. The teacher will check roll to see that all students are present and accounted for. Notify the Director's office *IMMEDIATELY IF ANY STUDENT (S) NOT ACCOUNTED FOR!* Students will remain quiet and in place until they are instructed to return to the building or to move to another part of campus.

CODE "F" Evacuate Building
CODE "W" Evacuate Room
CODE "L" Secure Classroom

FIRE EVACUATION PLAN

The importance of the *Fire Drill* as a factor for safety of life has been repeatly stresed and it is equally important to emphasize the imperativeness for teachers to know what to do in the event of a fire or other emergencies, since each teacher is personally responsible for the group in his/her charge.

Make all instructions clear to all classes concerning the fire drill or in case of an emergency, and impress upon students the importance of all these drills.

Each teacher is to have one student in each period of the day for each room to assist in the closing the windows and performing other duties during the drill. Post a school map in your room showing your exit path. Teacher will be the last one to leave the room. Take your ***grade/ rollbook*** with you.

Pupils will return orderly to their classes at the ringing of the "***safety bell***".

CAREER TECH "I"

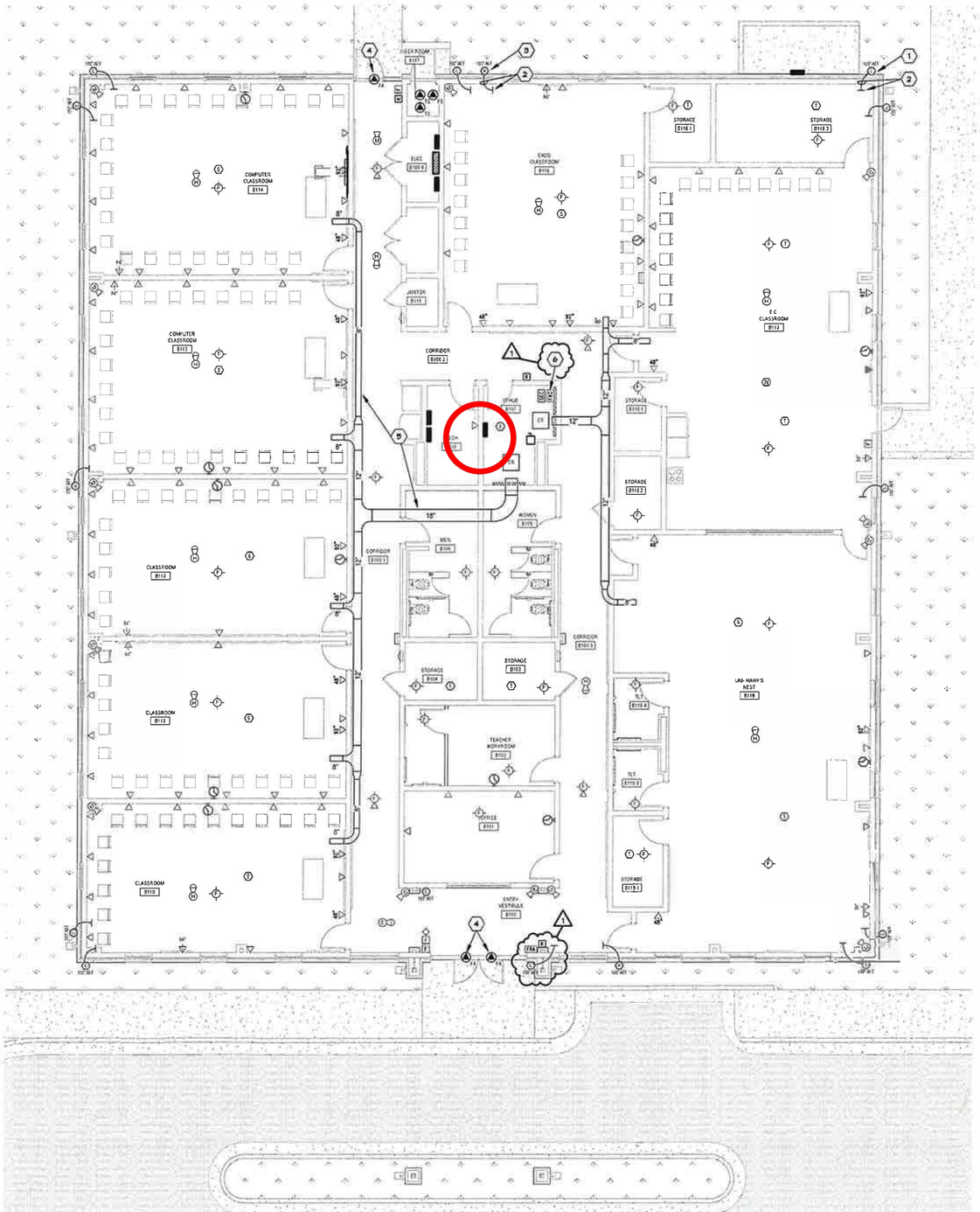

FRONT

1 CAREER TECH COMMUNICATIONS PLAN
E220 1/8" = 1'-0"

SHEET NOTES

1. 4" SQUARE J-BOX WITH BLANK COVERPLATE FOR FUTURE CCTV CAMERA. TYPICAL.
2. 3/4" EMT W/PULLCORD; STUB ABOVE CEILING. PROVIDE INSULATING BUSHING. TYPICAL.
3. 4" SQUARE J-BOX WITH BLANK COVERPLATE FOR FUTURE INTERCOM HORN. TYPICAL.
4. FIRE ALARM CONNECTION AT MAGNETIC DOOR LOCK POWER SUPPLY. ACTIVATION OF AUTOMATIC FIRE ALARM SYSTEM SHALL CAUSE DOORS TO UNLOCK AND REMAIN UNLOCKED UNTIL THE SYSTEM IS MANUALLY RESET TO COMPLY WITH NFPA 101 AND NEC.
5. CABLE TRAY ABOVE CEILING, SIZE AS INDICATED. SEE SPECIFICATIONS.
6. PROVIDE TWO DEDICATED TELEPHONE LINES, CAT 6 CABLE, TO FIRE ALARM CABINET FOR FIRE ALARM NOTIFICATION.

EGH ARCHITECTS

CAREER TECH CENTER COMMUNICATIONS PLAN

NEW CAREER TECH CENTER & RENOVATIONS TO ALTERNATIVE SCHOOL - HANCOCK HIGH SCHOOL

VICTOR LACHIN III
14047
STATE OF MISSISSIPPI

REV.	DATE / DESCRIPTION
1	4/5/13 ADDENDUM #2
2	4/11/13 ADDENDUM #5
3	4/12/13 ADDENDUM #6

ELEY GUILD HARDY ARCHITECTS

1091 TOMMY MUNRO DRIVE, BILOXI, MS 39532
228.594.2323 P....228.594.2223 F

NUMBER: 12-050b
DATE: MAR 13, 2013
DRAWN: JLL
CHECKED: VGL

E220

NEW CAREER TECH CENTER & RENOVATIONS TO ALTERNATIVE SCHOOL - HANCOCK HIGH SCHOOL

12-050b